

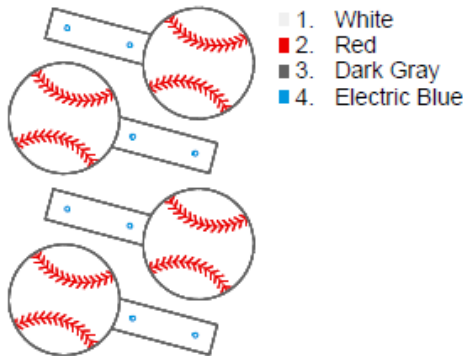
BASEBALL SNAP TAB[©]

Colour Chart, Sizes and Stitch Count

NOTE – These are NOT suggested colours – they are simply to create the thread stops.
Please refer to the included Instruction file PDF for the breakdown of the colour layers.

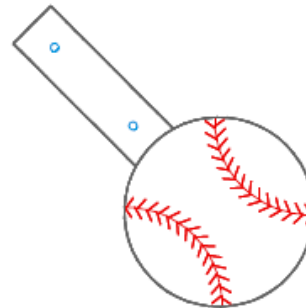


<https://www.ggdesignsembroidery.com>



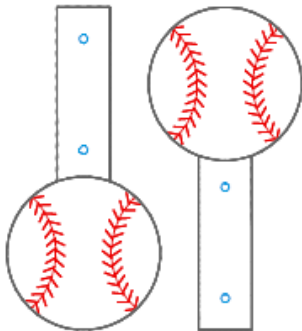
- 1. White
- 2. Red
- 3. Dark Gray
- 4. Electric Blue

Baseballsnaptab Large Sorted 5x7.pes
126.40x179.00 mm; 3,797 stitches
4 thread changes; 4 colors



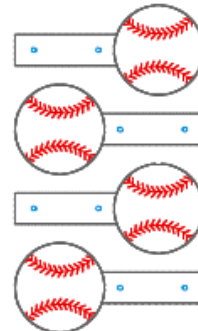
- 1. White
- 2. Red
- 3. Dark Gray
- 4. Electric Blue

Baseballsnaptab Large.pes
90.70x90.70 mm; 953 stitches
4 thread changes; 4 colors



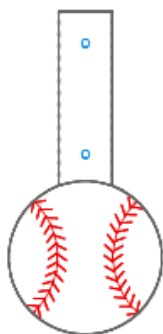
- 1. White
- 2. Red
- 3. Dark Gray
- 4. Electric Blue

Baseballsnaptab Small Sorted 4x4.pes
88.80x97.40 mm; 1,736 stitches
4 thread changes; 4 colors



- 1. White
- 2. Red
- 3. Dark Gray
- 4. Electric Blue

Baseballsnaptab Small Sorted 5x7.pes
97.40x168.60 mm; 3,472 stitches
4 thread changes; 4 colors



- 1. White
- 2. Red
- 3. Dark Gray
- 4. Electric Blue

Baseballsnaptab Small.pes
46.20x97.40 mm; 868 stitches
4 thread changes; 4 colors