

# BASEBALL TEARDROP EARRINGS<sup>©</sup>

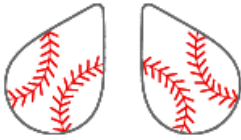
## Colour Chart, Sizes and Stitch Count

NOTE – These are NOT suggested colours – they are simply to create the thread stops.  
Please refer to the included Instruction file PDF for the breakdown of the colour layers.



<https://www.ggdesignsembroidery.com>

- 1. White
- 2. Red
- 3. Dark Gray



**Baseballearring 1\_75 Pair 4x4.pes**  
73.80x40.60 mm; 988 stitches  
3 thread changes; 3 colors

- 1. White
- 2. Red
- 3. Dark Gray



**Baseballearring 1\_75 Single 4x4.pes**  
30.60x44.40 mm; 477 stitches  
3 thread changes; 3 colors




- 1. White
- 2. Red
- 3. Dark Gray

**Baseballearring 1\_75 Six Pairs 5x7.pes**  
109.00x179.50 mm; 5,928 stitches  
3 thread changes; 3 colors



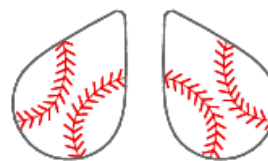
- 1. White
- 2. Red
- 3. Dark Gray

**Baseballearring 1\_75 Two Pairs 4x4.pes**  
82.30x72.20 mm; 1,976 stitches  
3 thread changes; 3 colors



- 1. White
- 2. Red
- 3. Dark Gray

**Baseballearring 2\_0 Four Pairs 5x7.pes**  
94.30x170.80 mm; 4,536 stitches  
3 thread changes; 3 colors



- 1. White
- 2. Red
- 3. Dark Gray

**Baseballearring 2\_0 One Pair 4x4.pes**  
82.80x46.50 mm; 1,134 stitches  
3 thread changes; 3 colors

- 1. White
- 2. Red
- 3. Dark Gray



**Baseballearring 2\_0 Single 4x4.pes**  
35.10x50.80 mm; 567 stitches  
3 thread changes; 3 colors

- 1. White
- 2. Red
- 3. Dark Gray



**Baseballearring 2\_0 Two Pairs 4x4.pes**  
94.10x80.60 mm; 2,268 stitches  
3 thread changes; 3 colors