

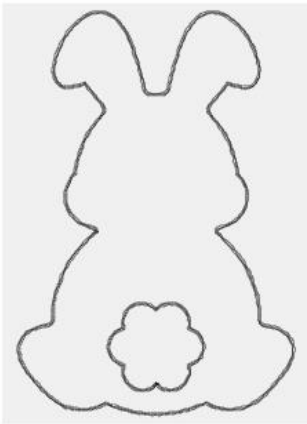
BUNNY OUTLINE RAW EDGE APPLIQUE[©]

Colour Chart, Sizes and Stitch Count

NOTE – These are NOT suggested colours – they are simply to create the thread stops.
Please refer to the included Instruction file PDF for the breakdown of the colour layers.




<https://www.ggdesignsembroidery.com>



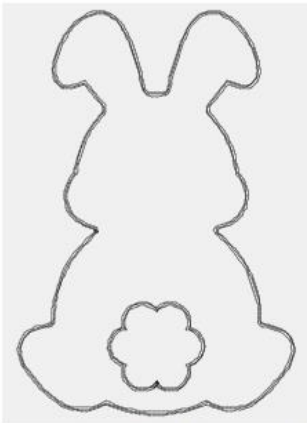
- 1 White
- 2 Black
- 3 White
- 4 Black

BunnyOutline 6x10.pes, 152.2x222.4 mm, 2210 st, 2/4 clrs




- 1 White
- 2 Black
- 3 White
- 4 Black

BunnyOutline 4x4.pes, 66.6x97.2 mm, 1111 st, 2/4 clrs



- 1 White
- 2 Black
- 3 White
- 4 Black

BunnyOutline 5x7 large.pes, 119.2x174.2 mm, 1789 st, 2/4 clrs



- 1 White
- 2 Black
- 3 White
- 4 Black

BunnyOutline 5x7 small.pes, 93.0x135.8 mm, 1435 st, 2/4 clrs