

# PENNANT CAKE BUNTING<sup>©</sup>

## Colour Chart, Sizes and Stitch Count

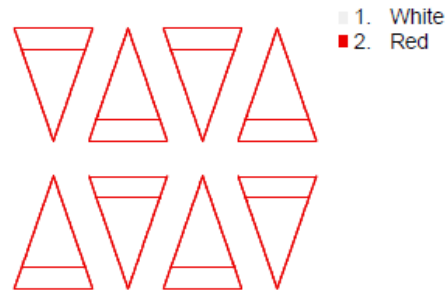
NOTE – These are NOT suggested colours – they are simply to create the thread stops.  
Please refer to the included Instruction file PDF for the breakdown of the colour layers.



<https://www.ggdesignsembroidery.com>



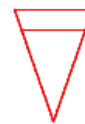
**Pennantbunting\_1\_00inch Sorted 4x4 (4).pes**  
98.60x36.80 mm; 1,252 stitches  
2 thread changes; 2 colors



**Pennantbunting\_1\_00inch Sorted 4x4 (8).pes**  
98.60x85.00 mm; 2,504 stitches  
2 thread changes; 2 colors



**Pennantbunting\_1\_00inch Sorted 5x7 (20).pes**  
122.80x178.60 mm; 6,260 stitches  
2 thread changes; 2 colors



**Pennantbunting\_1\_00inch.pes**  
25.50x36.70 mm; 313 stitches  
2 thread changes; 2 colors



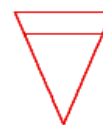
**Pennantbunting\_1\_25inch Sorted 4x4 (3).pes**  
89.60x36.70 mm; 1,008 stitches  
2 thread changes; 2 colors



**Pennantbunting\_1\_25inch Sorted 4x4 (6).pes**  
89.60x85.50 mm; 2,016 stitches  
2 thread changes; 2 colors



**Pennantbunting\_1\_25inch Sorted 5x7 (16).pes**  
116.80x179.40 mm; 5,376 stitches  
2 thread changes; 2 colors



**Pennantbunting\_1\_25inch.pes**  
31.70x36.70 mm; 336 stitches  
2 thread changes; 2 colors