

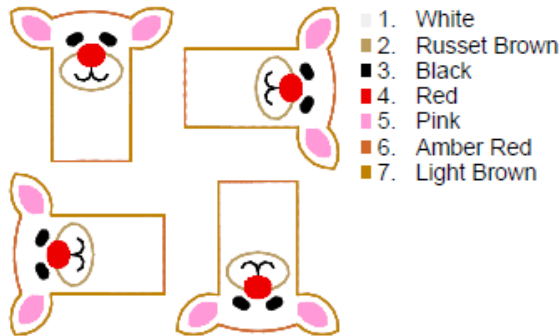
REINDEER CANDY CANE SLIDER[©]

Colour Chart, Sizes and Stitch Count

NOTE – These are NOT suggested colours – they are simply to create the thread stops.
Please refer to the included Instruction file PDF for the breakdown of the colour layers.

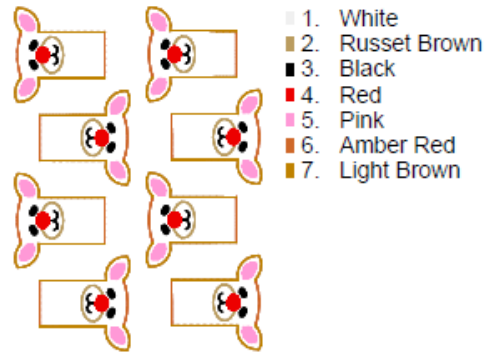


<https://www.ggdesignsembroidery.com>



Reindeerslider Boy Sorted 4x4.pes
99.60x99.60 mm; 4,734 stitches
7 thread changes; 7 colors

- 1. White
- 2. Russet Brown
- 3. Black
- 4. Red
- 5. Pink
- 6. Amber Red
- 7. Light Brown




Reindeerslider Boy Sorted 5x7.pes
128.10x178.60 mm; 9,476 stitches
7 thread changes; 7 colors

- 1. White
- 2. Russet Brown
- 3. Black
- 4. Red
- 5. Pink
- 6. Amber Red
- 7. Light Brown




Reindeerslider Boy.pes
49.00x46.80 mm; 1,187 stitches
7 thread changes; 7 colors

- 1. White
- 2. Russet Brown
- 3. Black
- 4. Red
- 5. Pink
- 6. Amber Red
- 7. Light Brown



Reindeerslider Girl Sorted 4x4.pes
99.60x99.60 mm; 4,702 stitches
7 thread changes; 7 colors

- 1. White
- 2. Russet Brown
- 3. Black
- 4. Red
- 5. Pink
- 6. Amber Red
- 7. Light Brown



Reindeerslider Girl Sorted 5x7.pes
128.10x178.60 mm; 9,418 stitches
7 thread changes; 7 colors

- 1. White
- 2. Russet Brown
- 3. Black
- 4. Red
- 5. Pink
- 6. Amber Red
- 7. Light Brown



Reindeerslider Girl.pes
49.00x46.80 mm; 1,179 stitches
7 thread changes; 7 colors

- 1. White
- 2. Russet Brown
- 3. Black
- 4. Red
- 5. Pink
- 6. Amber Red
- 7. Light Brown